



Why should you care about dengue?

Situational update and key concepts of clinical presentation and management

Liliana Sánchez-González, MD, MPH, CTropMed
Dengue Branch, Division of Vector Borne Diseases

Serious Communicable Diseases Program –
Emory University School of Medicine
Sept 26, 2024

Disclaimer

The findings and conclusions of this presentation are those of the author and do not necessarily represent the official position of the Centers for Disease Control and Prevention.

Dengue Epidemiological Situation

Dengue Global Situation

AP AP News

Historic dengue fever outbreak hits Argentina

Hospital emergency rooms in Buenos Aires are overflowing with patients during a historic dengue fever outbreak.

26 mar 2024



WHO World Health Organization (WHO)

WHO takes action against increasing dengue outbreaks in the Western Pacific Region

In April this year, the small Pacific island country of Samoa declared a dengue outbreak, reflecting a concerning trend of escalating rates...

29 may 2024



NPR

Travelers beware: It's a big year for dengue

It's already a record-breaking year for dengue infections in Central and South America, with almost 10 million cases diagnosed so far.

29 jun 2024



Agência Brasil

Brazil reports 6.1 mi cases of dengue in six months

Brazil ended the first half of 2024 with 6,159,160 probable cases of dengue and 4,250 deaths from the disease. A total of 2,730 deaths are...



cn Africanews

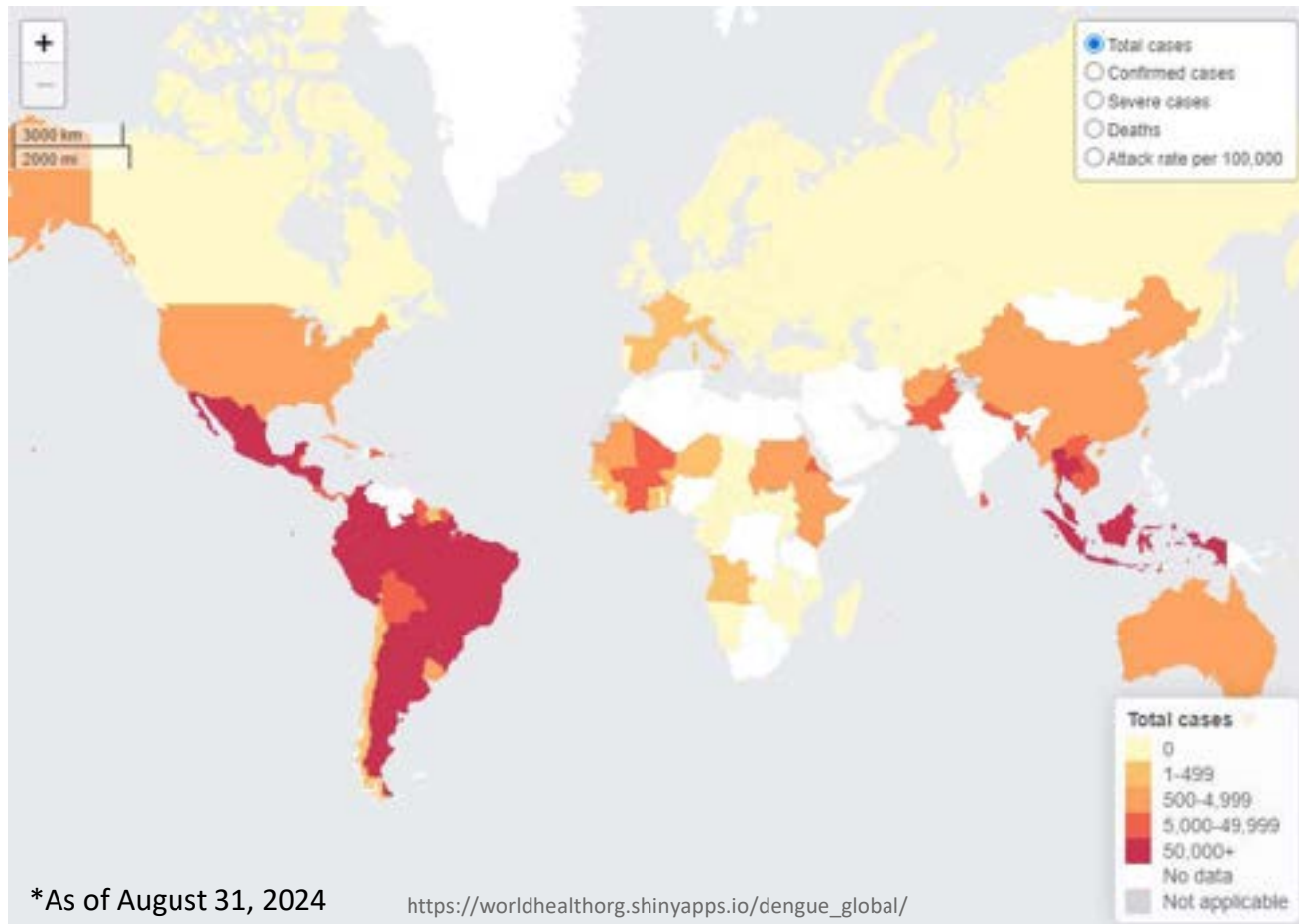
Burkina Faso: more than 350 deaths from dengue fever in a month

An epidemic of dengue fever, a mosquito-borne disease, claimed 356 lives in Burkina Faso between mid-October and mid-November, bringing the...

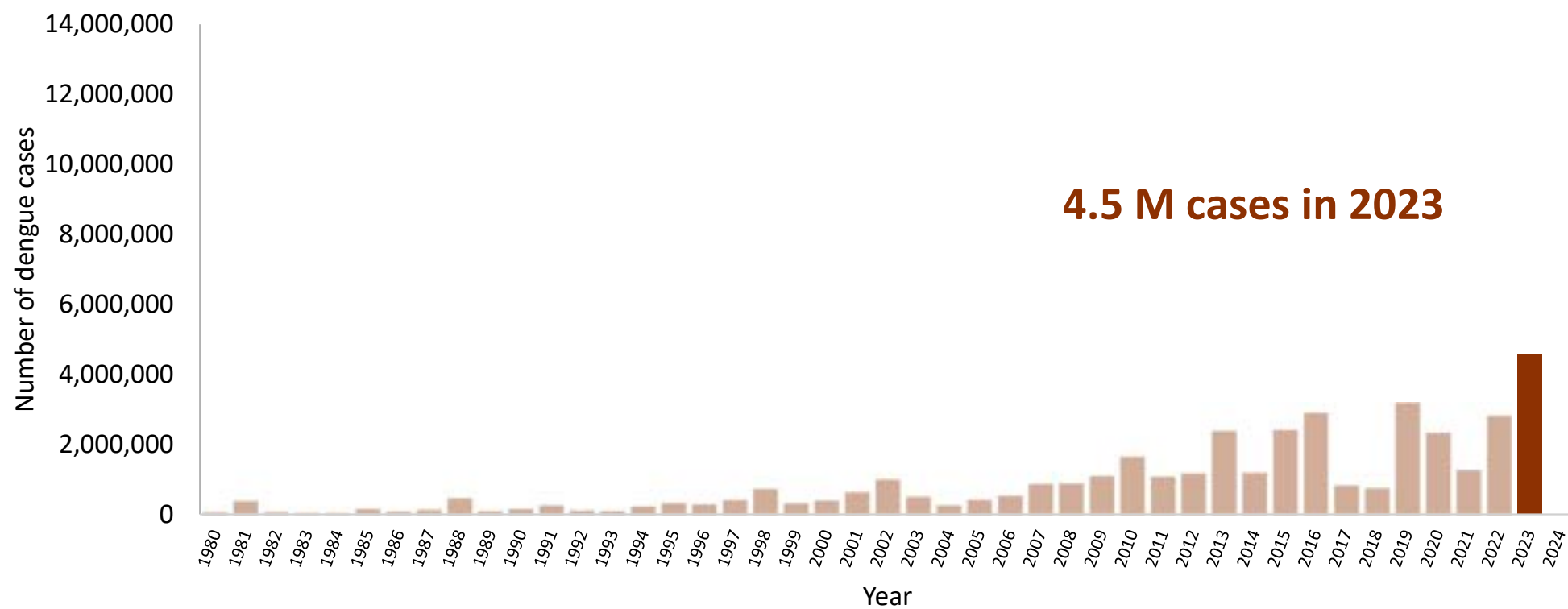
hace 1 mes

Dengue Global Situation

More than **12.3 M** cases reported in 2024*

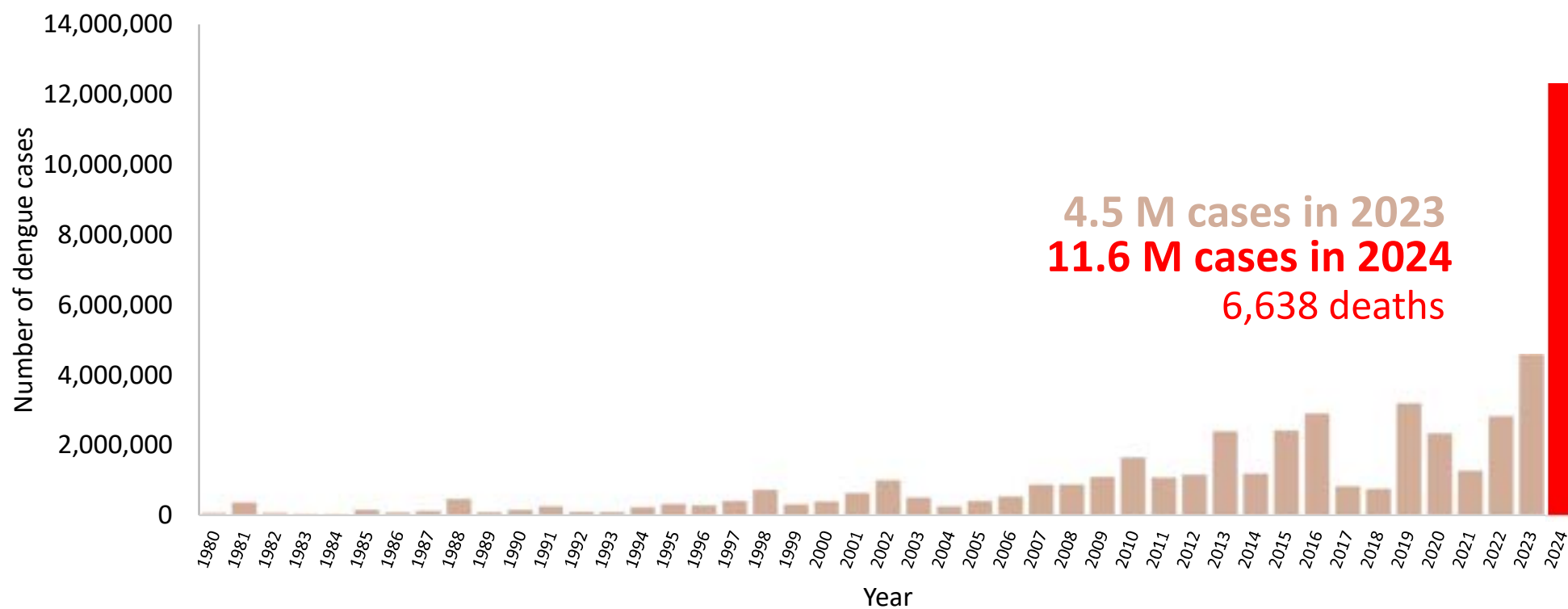


Dengue in the Americas, 1980-2023



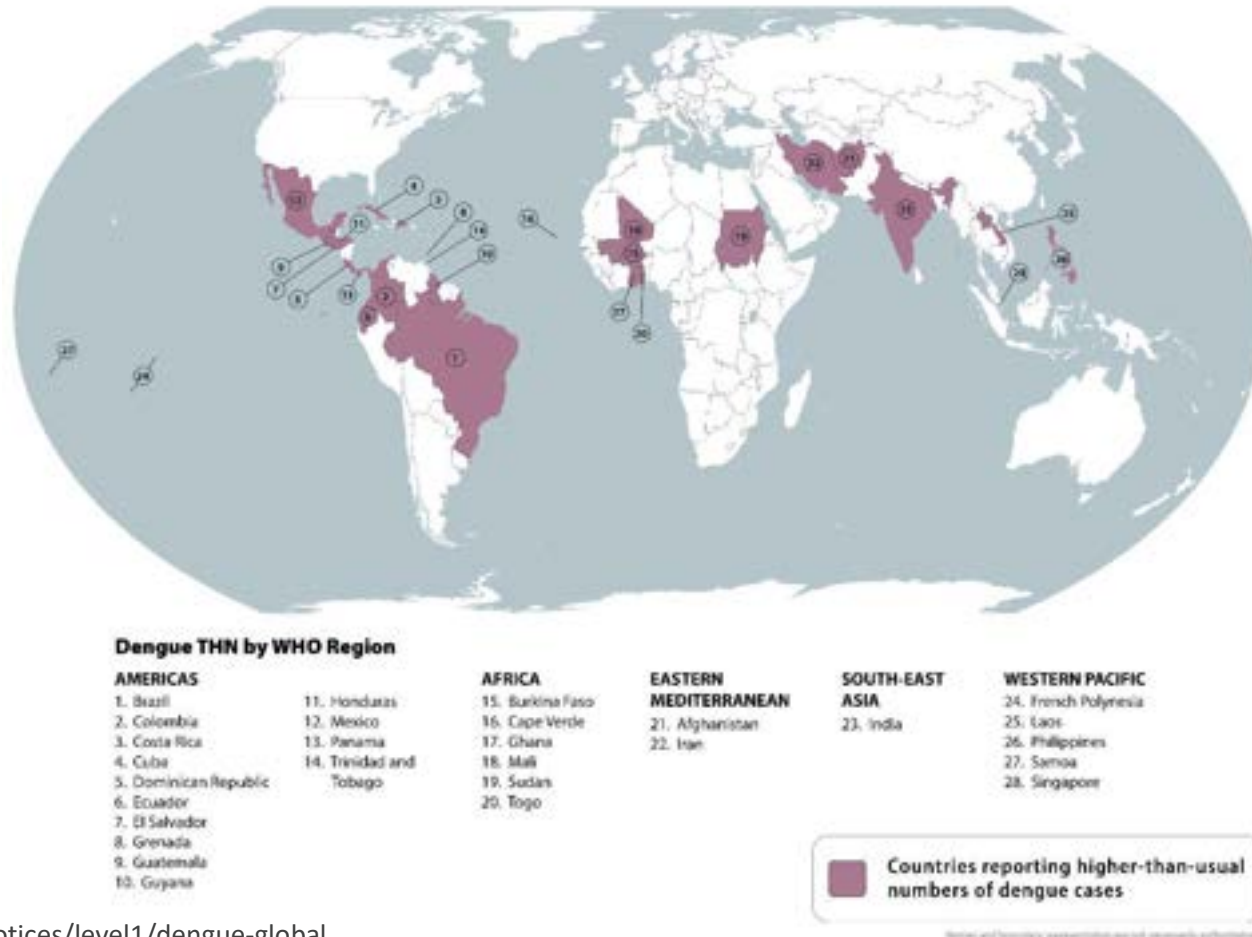
Data from PAHO PLISA Health Information Platform for the Americas

Dengue in the Americas, 1980-2024



Data from PAHO PLISA Health Information Platform for the Americas

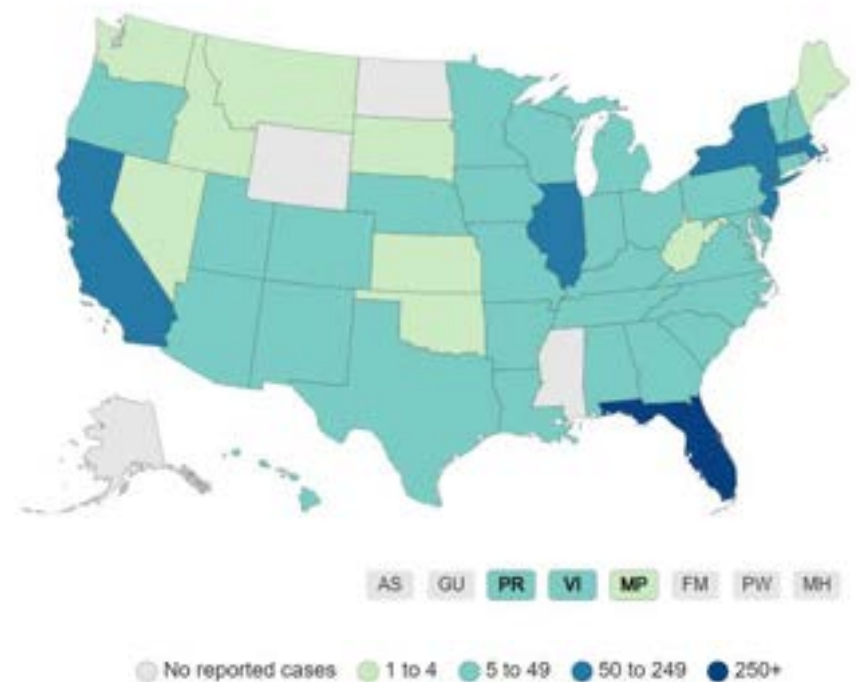
Dengue Travel Health Notices, CDC



Dengue in the United States

Travel associated cases

- Most dengue cases in US states are related to travel
- In 2024, **1,750 cases** reported in 50 jurisdictions (1,890 in all 2023)
- Highest case numbers:
 - Florida (n=410)
 - New York (n=235)
 - California (n=177)
 - Massachusetts (n=102)
 - Illinois (n=71)



Dengue in the United States

Endemic areas

- Dengue is endemic in six US territories and freely associated states*
- Puerto Rico declared a public health emergency due to dengue in March 2024
- Total 3,332 cases, 194 (5.8%) severe
- Predominance of DENV-3
- Five dengue related deaths

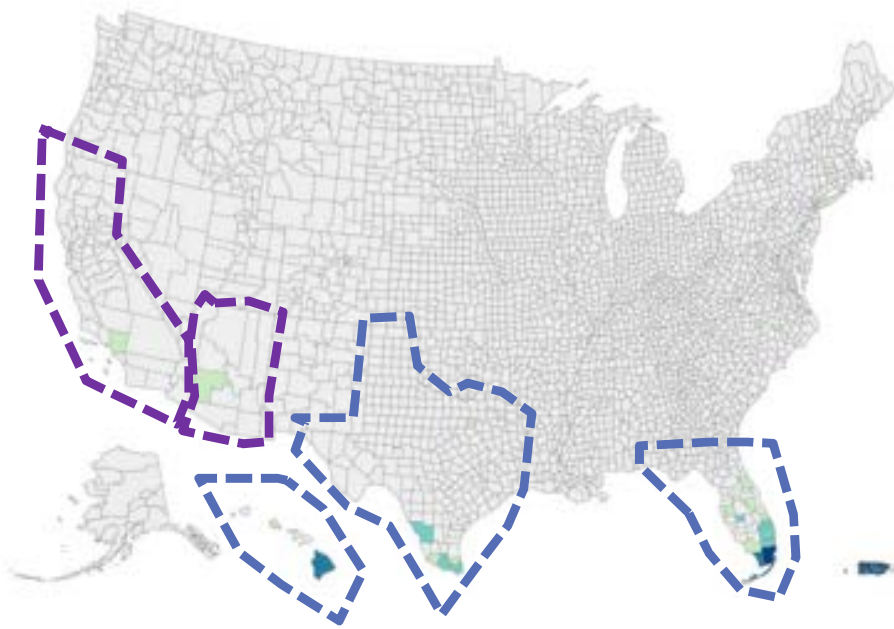


*Puerto Rico, US Virgin Islands, American Samoa, Federated States of Micronesia, Marshall Islands, Palau

** Data as of Sept 8 <https://www.salud.pr.gov/CMS/DOWNLOAD/9277>

Dengue in the United States

Locally acquired cases



- Sporadic cases to limited outbreaks
 - Florida, Hawaii, Texas
- First evidence of local transmission
 - Arizona, n=2 (2022)
 - California, n=2 (2023)

In 2024:
35 cases in Florida and
3 in California

Map from: <https://www.cdc.gov/dengue/statistics-maps/current-data.html>

Dengue Clinical Presentation

Dengue Clinical Classification – WHO (2009)

Dengue

Probable Dengue

Live in/travel to endemic area within the last **14 days**

Fever and **two** of the following criteria:

- Nausea/vomiting
- Rash
- Aches and pains (headache, retro-orbital pain, myalgia, arthralgia)
- Tourniquet test positive/petechiae
- Leukopenia

Dengue with warning signs

One or more of the following warning signs:

- Abdominal pain or tenderness
- Persistent vomiting ($\geq 3/h$, or $\geq 4/6$ h)
- Clinical fluid accumulation (ascites, pleural effusion)
- Mucosal bleeding
- Lethargy, restlessness
- Postural hypotension
- Liver enlargement >2 cm
- Progressive increase in hematocrit

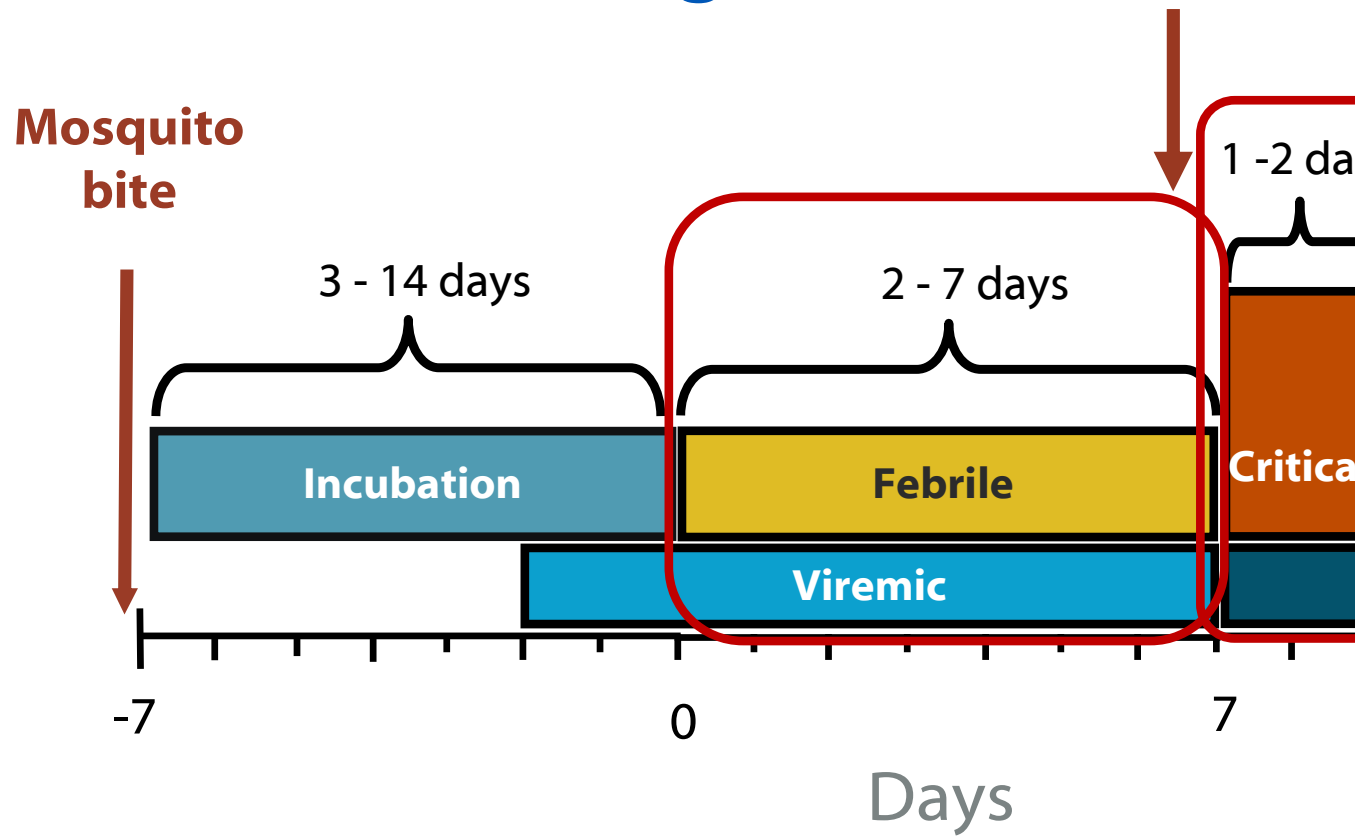
Severe dengue

One or more of the following manifestations:

- Severe plasma leakage leading to Shock
Respiratory distress
- Severe bleeding
- Severe organ involvement
Liver (AST or ALT $>1,000$)
Brain
Heart

AST: Aspartate Aminotransferase
ALT: Alanine Aminotransferase

Dengue Clinical Course



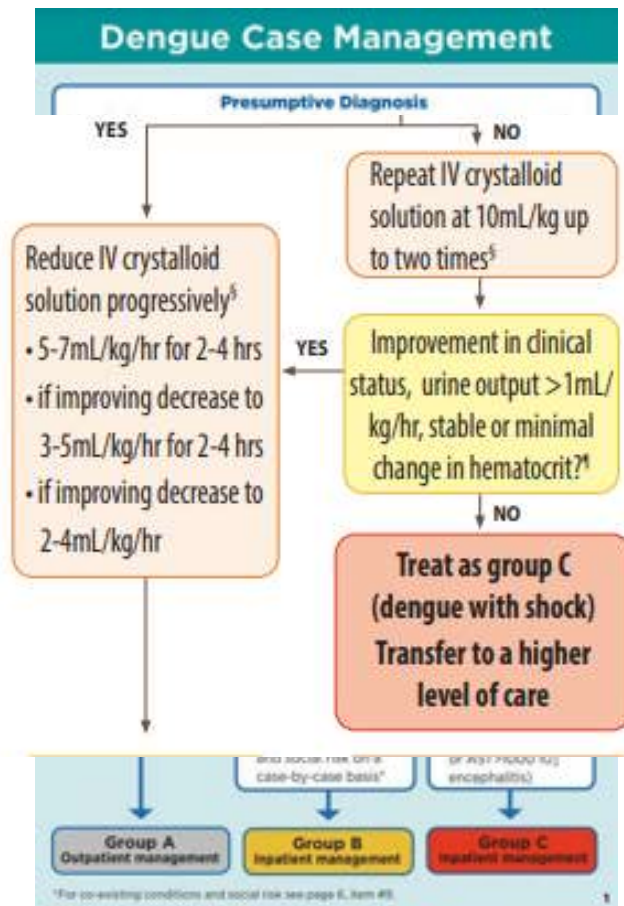
Dengue Clinical Management

Clinical management

- Management of dengue should be based on clinical evaluation, not on lab confirmation
Test with PCR and IgM or NS1 and IgM
- Progression to severity is possible in all patients
- Determine:
 - Clinical severity classification
 - Phase of disease
 - ComorbiditiesAnd classify patient in group A, B1, B2, or C
- Most patients can be managed at home
Bed rest, oral hydration, acetaminophen
- Pregnant patients should be hospitalized



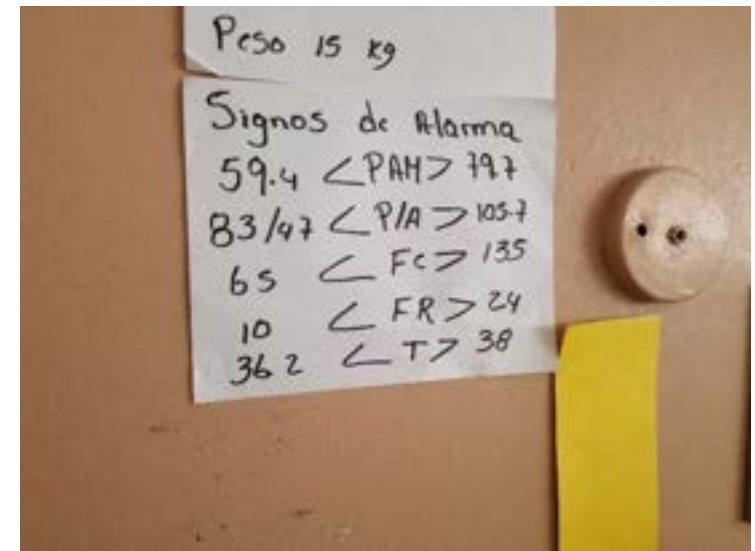
Intravenous fluid therapy



- There are no antivirals available
- Management is supportive
- Obtain a reference hematocrit
- Limit IV fluids in febrile phase – if patient can drink, encourage oral hydration
- IV fluids usually needed for only 24-48 hours
- Give minimum IV fluids required to restore IV volume, maintain good perfusion and urine output
- IV fluids are increased and decreased in a step-wise manner

Clinical management

- Monitor and reassess frequently
- Look for early signs of shock in all patients
Narrow pulse pressure, delayed capillary refill, tachycardia
- Shock (not bleeding) is the most common severe dengue manifestation
- Patients with severe dengue should be placed in intensive care
- Do not use steroids routinely
- Do not give prophylactic transfusions



Normal vital signs ranges posted on the bed of a patient with dengue in a hospital in Honduras

Think dengue!

- Unrecognized disease is a common cause of death
- Early recognition of disease and appropriate clinical management with IV fluids can be life-saving



CDC Dengue Branch
dengue@cdc.gov

Liliana Sánchez-González
naq5@cdc.gov

For more information, contact CDC
1-800-CDC-INFO (232-4636)
TTY: 1-888-232-6348 www.cdc.gov

The findings and conclusions in this report are those of the authors and do not necessarily represent the official position of the Centers for Disease Control and Prevention.



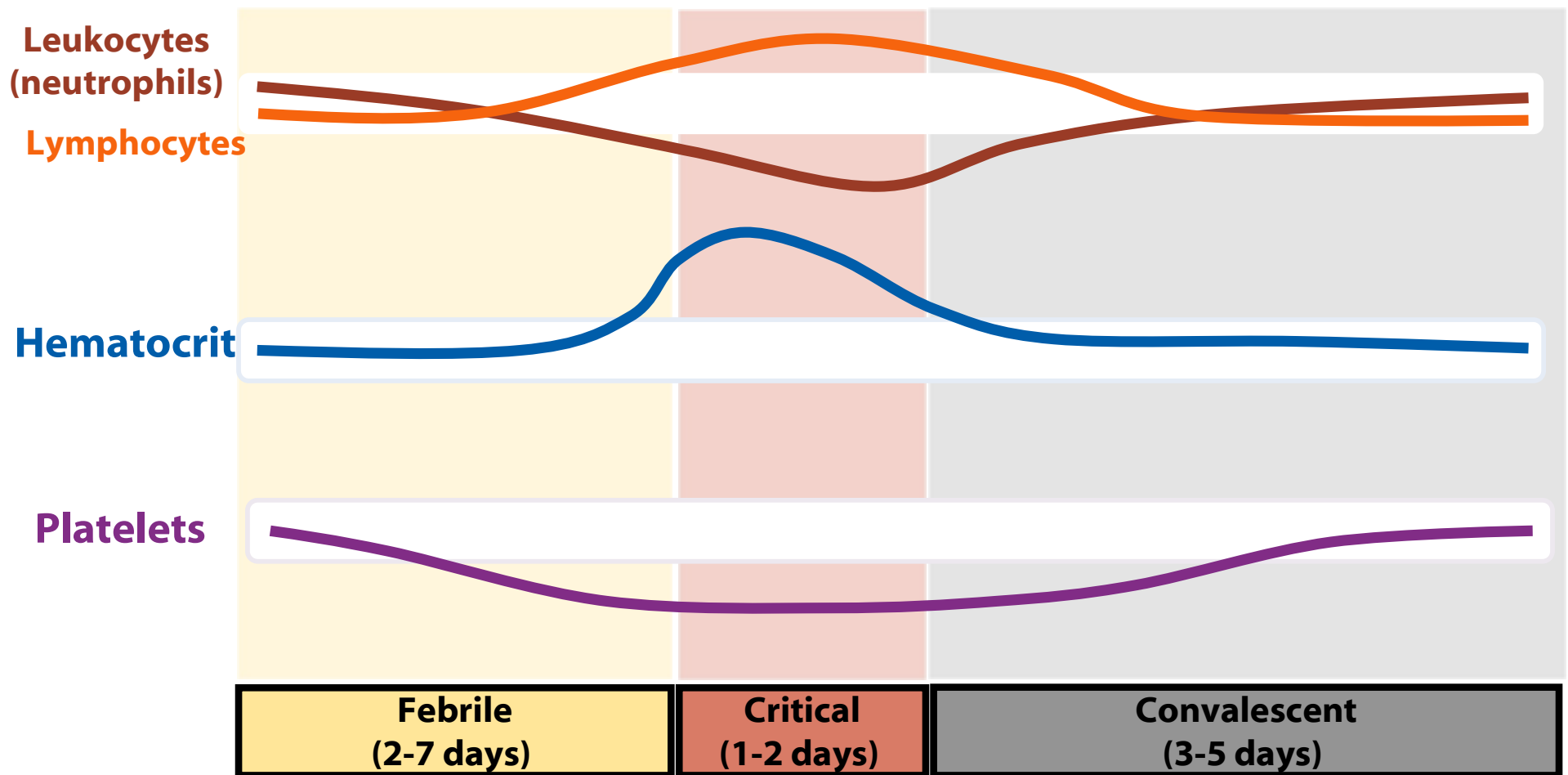
Additional slides

Risk factors for severe disease

- Obesity, asthma, hypertension/heart disease, diabetes, kidney disease, chronic liver disease, coagulopathies, hemolytic diseases
- Pregnancy, infancy, elderly patients
- Secondary infection
 - Higher risk in secondary infection, compared to 1st, 3rd, and 4th
 - Dengue can progress to severe disease with any infection



Common laboratory findings



Tourniquet Test

- Take patients blood pressure and record (e.g. 100/70)
- Inflate blood pressure cuff to a point midway between systolic and diastolic pressure and maintain for 5 minutes.

$$([100 + 70] / 2 = 85 \text{ mmHg})$$

- Reduce and wait 2 minutes.
- Count petechiae below antecubital fossa.
- Positive test: 10 or more petechiae per 1 inch²



Dengue in pregnancy

- No established link with birth defects

Has been associated with low birth weight, miscarriage, stillbirth

- Pregnancy is a risk factor for severe dengue, higher risk for maternal death
- Clinical presentation in the critical phase can be very similar to preeclampsia – delayed diagnosis
- Vertical transmission – uncommon

Symptomatic infection in newborn

Infants exposed in utero/at birth, may be at increased risk of severe dengue if infected during infancy, due to the presence of heterologous anti-dengue antibodies (from primary infection or maternal antibodies)

- Pregnant women with dengue should always be hospitalized

If in labor, medical care should be provided in a tertiary hospital, increased risk of hemorrhage

Route of delivery – based on individual circumstances, Cesarean section should be avoided if possible

Discharge Criteria

- No fever for 48 hours
 - Improvement in clinical status (general well-being, appetite, hemodynamic status, urine output, no respiratory distress)
 - Increasing trend of platelet count
 - Stable hematocrit without IV fluids
-

Dengue Differential Diagnosis

- **Febrile phase**

Malaria, typhoid fever, influenza, chikungunya, rubella, measles, leptospirosis, meningococcal infection, Zika, yellow fever, mononucleosis, rickettsia infections, COVID-19

- **Critical phase**

Malaria, typhoid fever, leptospirosis, viral hepatitis, bacterial sepsis, acute abdomen, diabetic ketoacidosis, preeclampsia, platelet disorders, COVID-19

Dengue vaccines

Dengvaxia

US ACIP recommends **3 doses** (six months apart) for the prevention of dengue in:

- People **9–16** years old with
 - laboratory confirmation of previous dengue virus infection and
 - living in endemic areas

Ya está disponible una vacuna contra el dengue

Proteja a su hijo para que no se enferme de dengue.

1 HABLE
Hable con el proveedor de atención médica de su hijo.
El proveedor de atención médica de su hijo puede darle información sobre la vacuna Dengvaxia y responder sus preguntas.

2 HÁGALE LA PRUEBA
Hágale la prueba de detección a su hijo.
Solo los niños con una infección previa por virus del dengue, confirmada por laboratorio, son elegibles para recibir la vacuna. El proveedor de atención médica de su hijo revisará sus registros médicos o realizará un análisis de sangre.

3 VACÚNELO
Vacune a su hijo.
Programa la primera dosis de la vacuna para su hijo en cuanto el proveedor de atención médica lo recomiende. Programe la segunda dosis 6 meses después de la primera y la tercera dosis 6 meses después de la segunda.

Resultados de la prueba de dengue:
✓ Positivo
☐ Negativo

Dosis 1 → 6 meses → Dosis 2 → 6 meses → Dosis 3

Para informarse más, consulte: www.cdc.gov/dengue/es

Dengue vaccines

Qdenga (TAK-003)

WHO-SAGE has recommended **2 doses** (three months apart) in

- People **6–16** years old
 - Settings with high dengue disease burden and high transmission intensity
 - Introduced 1-2 years prior to age-specific peak incidence of hospitalizations
- Authorized by the European Medicine Agency, approved in several countries (UK, Argentina, Indonesia, Thailand, Brasil)
- FDA application was voluntarily withdrawn in the United States

There are currently no dengue vaccines recommended for **travelers** in the United States

Dengue Prevention

- Use EPA-registered insect repellents:
 - DEET, picaridin, IR3535, oil of lemon eucalyptus, para-menthane-diol, 2-undecanone
- Wear long-sleeved shirts and long pants
- Select accommodations with well-screened windows and doors, or air conditioning, when possible



Potential Range of *Ae. aegypti* and *Ae. albopictus* in the United States, 2017

Estimated Potential Range of *Aedes aegypti* in the United States, 2017



Estimated Potential Range of *Aedes albopictus* in the United States, 2017



*These maps represent CDC's best estimate of the potential range of *Aedes aegypti* and *Ae. albopictus* in the United States. Maps do not represent risk for spread of disease.

Dengue rashes



Picture 3 reproduced from Matsuura H, Kishida M, Nakata Y, et al Dengue rash: white islands in a sea of red *Postgraduate Medical Journal* 2019;95:676 with permission from BMJ Publishing Group Ltd

History and Physical Exam

Criteria	Assessment
Fever	Onset, defervescence
Other symptoms	Cough, runny nose, sore throat, anorexia, diarrhea, dysgeusia, lymphadenopathy, conjunctival injection
Hydration status	Oral intake, urine output
Warning signs	Abdominal pain/tenderness, persistent vomiting, clinical fluid accumulation, mucosal bleeding, lethargy, postural hypotension, hepatomegaly, hemoconcentration
Rash and bleeding manifestations	Examine skin for rashes, mild mucosal bleeding. Melena and hematuria
Change in mental status	Dizziness, seizures, restlessness
Comorbidities/other conditions	Chronic conditions, pregnancy, infants, social conditions

Dengue Classification, WHO 1997

Dengue Hemorrhagic Fever

A case must meet all 4 the following criteria:

- Fever or history of fever lasting 2–7 days,
- Hemorrhagic tendency:
At least one: a positive tourniquet test; petechiae, ecchymoses or purpura; bleeding from the mucosa, gastro-intestinal tract, injection sites or other locations; or hematemesis or melena.
- Thrombocytopenia [$\leq 100,000$ cells/mm³]
- Evidence of plasma leakage due to increased vascular permeability:
An increase in hematocrit $\geq 20\%$ above average for age, sex and population; a decrease in the hematocrit after intervention $\geq 20\%$ of baseline; signs of plasma leakage such as pleural effusion, ascites or hypoproteinemia

Dengue Shock Syndrome

All four criteria for DHF must be met, in addition to evidence of circulatory failure manifested by:

- Rapid and weak pulse and
- Narrow pulse pressure (<20 mmHg)
or manifested by
- Hypotension for age and
- Cold, clammy skin and restlessness

Current trials of dengue therapeutics

Drug name	Target	Pre-clinical data	Clinical Data
JNJ-64281802	NS4B inhibitor that inhibits viral replication	Antiviral activity in vitro was shown for its analog, JNJ-A07. Decrease in viremia, viral burden, and inflammatory cytokines, and improved survival in immunocompromised mouse model of DENV infection	Clinical trials for dengue prophylaxis in healthy individuals (NCT05201794) as well as for dengue therapy in patients with confirmed dengue fever (NCT04906980) are in progress
VIS513	Pan-serotype anti-DENV monoclonal antibody	Diminished circulating infectious DENV in NHPs, and reduced viral load with improved survival in immunocompromised mice models of DENV infection	Clinical trial in progress (CTRI/2021/07/035290)
Zanamivir	Neuraminidase inhibitor to block desialylation on platelet membrane	Reduction in DENV2 NS1-induced endothelial hyperpermeability and vascular leakage in vitro	Clinical trial to test efficacy against vascular leakage (NCT04597437) is currently on-going

Current trials of dengue therapeutics (2)

Drug name	Target	Pre-clinical data	Clinical Data
Metformin	Oral anti-hyperglycemic agent, AMPK activator	Antiviral effect in DENV infected cells in vitro	A retrospective study (n = 223) showed decreased risk of severe dengue with metformin use in dengue patients with diabetes. NCT04377451 open-label safety and tolerability study recently completed.
Vitamin D	Unclear mechanism. Can increase calcium availability for immune cell activation	Reduced viral replication and inflammatory cytokines production in vitro	Randomized clinical trial ongoing (NCT06071481). Effect on progression to severe dengue.
EYU688	NS4B + SSTR (Nonstructural protein 4B + Somatostatin receptor)		Randomized placebo-controlled trial (NCT06006559, not yet recruiting) Outcome: Viral load reduction at 48 hours post treatment.